


# THE TABERNACLE

**Holiness of God**



# THE TABERNACLE

1. Worship from Adam to Aaron..01.07.07
2. Where we meet God.....08.07.07
3. Enter His Gates.....15.07.07
- 4. The Holy Place.....22.07.07**
5. Enter His Presence.....29.07.07
6. Ministers to the Lord.....05.08.07
7. The Debt of Sin.....12.08.07
8. The Devotion of Surrender....19.08.07
9. Positioning for Worship.....26.08.07
10. False Worship.....30.08.07
11. True Worship.....02.09.07
12. Christ, Our High Priest.....09.09.07



## Review of Lesson One

# Worship from Adam to Aaron

1. How can a sinful man worship God?
2. **Only in God's way!**
3. Worship and Obedience
4. The Response of a Grateful Heart

**God took the initiative in providing  
a way for man to worship Him.**



# Worship from Adam to Aaron

From Adam and Eve, worship requires dealing with sin.

Cain and Abel, **we must worship God in His way**, with the right method and the right motive.

Noah and Abraham, there can be no worship without obedience.

Abraham and Moses, **worship is the response of a grateful heart.**



## Review of Lesson Two

# Where we meet God

1. God comes to meet with us.
2. God dwells with us.
3. God with us.
4. God in us.

God took the initiative to bring  
man to the right place.



# Where We Meet God

## God comes to meet us.

A place ( Altar) to deal with sin and to call on the name of the Lord

## God dwells with us.

A place ( Tabernacle) of the cloud of glory / pillar of fire was a place of unconditional surrender.

## God with us.

A place (Temple) of prayer, fellowship with the Lord and to find forgiveness of sins.

## God in us.

**A place (Christian) that gives a clear, accurate and good opinion of the living God.**



# THE OFFERINGS

## [Leviticus 1–5](#)

Listed here are the five key offerings the Israelites made to God. They made these offerings in order to have their sins forgiven and to restore their fellowship with God. The death of Jesus Christ made these sacrifices unnecessary. Because of his death, our sins were completely forgiven, and fellowship with God has been restored.

<b>Offering</b>	<b>Purpose</b>	<b>Significance</b>	<b>Christ, the Perfect Offering</b>
Burnt Offering ( <a href="#">Lev. 1</a> —voluntary)	To make payment for sins in general	Showed a person's devotion to God	Christ's death was the perfect offering
Grain Offering ( <a href="#">Lev. 2</a> —voluntary)	To show honor and respect to God in worship	Acknowledged that all we have belongs to God	Christ was the perfect man, who gave all of himself to God and others
Peace Offering ( <a href="#">Lev. 3</a> —voluntary)	To express gratitude to God	Symbolized peace and fellowship with God	Christ is the only way to fellowship with God
Sin Offering ( <a href="#">Lev. 4</a> —required)	To make payment for unintentional sins of uncleanness, neglect, or thoughtlessness	Restored the sinner to fellowship with God; showed seriousness of sin	Christ's death restores our fellowship with God
Guilt Offering ( <a href="#">Lev. 5</a> —required)	To make payment for sins against God and others. A sacrifice was made to God, and the injured person was repaid or compensated	Provided compensation for injured parties	Christ's death takes away the deadly consequences of sin

# Worship from Adam to Aaron

From Adam and Eve, worship requires dealing with sin.

Cain and Abel, **we must worship God in His way**, with the right method and the right motive.

Noah and Abraham, there can be no worship without obedience.

Abraham and Moses, **worship is the response of a grateful heart.**



## Review of Lesson Three

# Enter The Gate

1. According to Pattern
2. The Fence of the Tabernacle
3. The Gate of the Tabernacle
4. The Bronze Altar and Laver

**God has provided a way  
for man to draw near to Him**



# Enter His Gate

The earthly Tabernacle is a **pattern, copy, figure and shadow** of the true, heavenly one.

The Fence speaks of guarding God's holiness.

The Gate was the only way to enter.

The Altar teaches us about atonement and dedication.


The laver speaks of separation or cleansing.



## Lesson Four

# THE HOLY PLACE

Principles from the Lamp Stand,  
the Table of Showbread,  
and the Altar of Incense



# The HOLY PLACE

1. The Tent of God
2. The Golden Lamp stand
3. The Table of Showbread
4. The Altar of Incense

**As we walk the way of the priest, we must remind ourselves that we, too, are priests.**

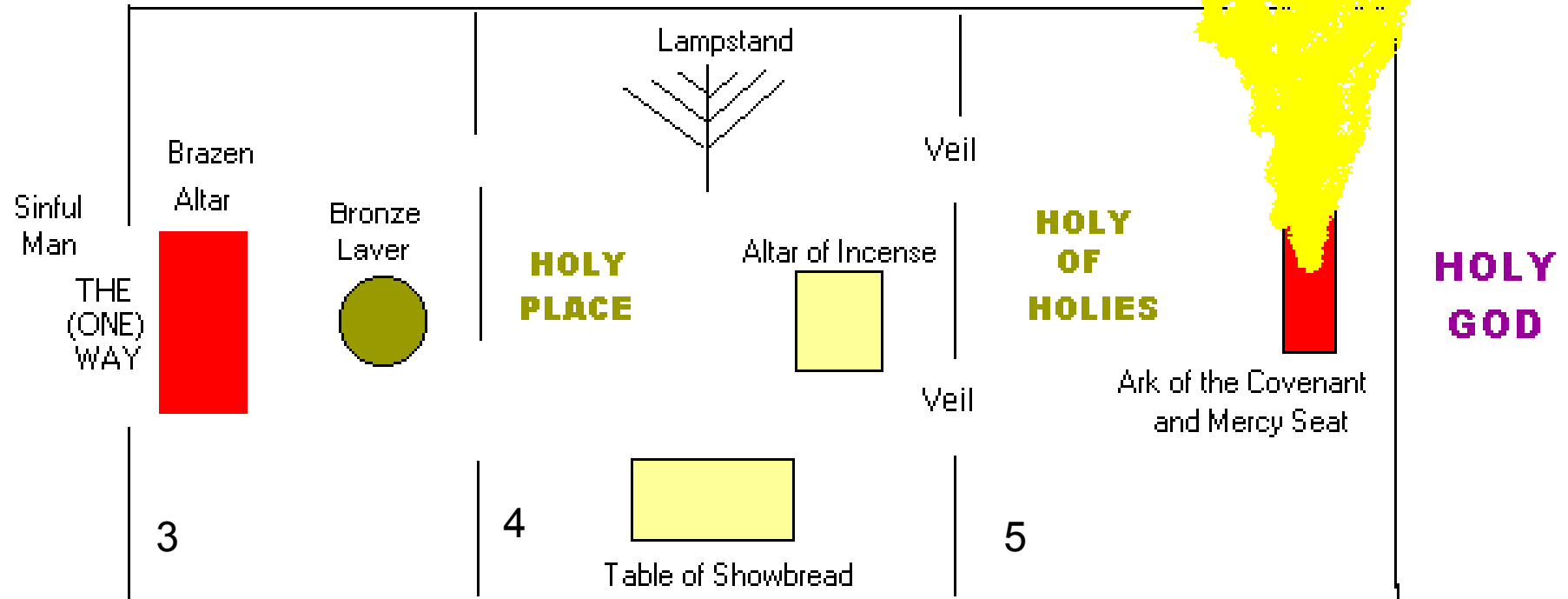
1 Peter 2:9



# THE TABERNACLE

How Holy God Has A Relationship With Sinful Man

**SHEKINAH CLOUD  
OF GLORY**



Brazen Altar- The Cross of Christ

Laver- Sanctification

Table of Showbread- Christ is the Bread of Life

Lampstand- Christ is the Light of the World

Altar of Incense- Christ Our Intercessor

Ark of the Covenant- Christ is the Word Personified

Mercy Seat- Blood of Christ

Delivers from the Penalty and Power of Sin

# The Tabernacle



# THE ROOF OF THE TABERNACLE

## The Inner Curtains:

- The Linen Curtain
- The Goat's Hair Curtain


## The Outer Coverings:

- The Ram's Skins
- The Sea Cows Skins





# The gate and the door



**Both the gate and the door – the work of an embroiderer.**

The linen covering was made from  
four colors of cloth:

**SKY, speaks of heaven.**

**Blood to cover sin.**

**Royalty**

**Holiness and Purity**

# The Lamp Stand

Burn with little or no smoke

- Clear oil of pressed olives for the light so that the lamps may be kept burning continually.
- Aaron and his sons are to attend the lamps before the Lord from evening till morning, continually.



**It was a continual reminder that where God dwells, there is light.**

# The Lamp Stand

- Jesus is “the light of the world” drawing men to the Father.

John 8:12 & 9

- We, the body of Christ, are light.

**“goodness, righteous and truth,”**

Ephesians 5:8

- We shine like stars, pointing the way to the Father.

Philippians 2:15

# The Table of the Bread of the Presence

- The table reminds us that God is continually waiting for fellowship with us.
- When we open the “door” of our hearts and invite Him in, He will “dine” with us.

Revelation 3:20



# Jesus the Bread of Life

- He who comes to me will never go hungry, and he who believes in me will never be thirsty. John 6:35
- Man does not live by bread alone, but on every word that comes from the mouth of God.  
Matthew 4:2
- When it comes to living healthy lives, food consumption is not an option. Likewise, we spiritually stand in daily need of the Bread of God, lest we die in our ability to worship.

# The Altar of Incense

Aaron must burn fragrant incense on the altar every morning when he tends the lamps. He must burn incense again when he lights the lamps at twilight so incense will burn regularly before the Lord for generations to come.



**The altar, sitting as it did just outside the Holy of Holies, was as close as one could get to God without literally being in His presence.**

# Burning of Incense/ Prayers

1. Incense, rising as it does with smoke, is a picture of the prayers of the saints rising to heaven. Psalm 141:1-2
2. It is the custom for worshippers to gather out the temple for prayer at the time of the incense offering, indicating a link between the two. Luke 1:10
3. Prayers of the saints being symbolized by incense brought before the Lamb in heaven. Revelation 5:8

# The Holy Place

**The Golden Lamp stand** speaks of our walking in the light.

The obvious application here is to the need for each of us to attend to our light that we might always be a witness for Christ.



# The Holy Place

**The Table of Showbread** speaks of enjoyed fellowship with God and His people.

Remember that His Word is to be our daily sustenance and satisfaction.



# The Holy Place

**The Altar of Incense** is a reminder of the role prayer plays in the Christian life.

The obvious application here is “if I had cherished sin in my heart, the Lord would not have listened.”


Psalm 66:18



Coming Next Week. Don't miss it!

# ENTER HIS PRESENCE

Principles from the Veil,  
the Ark, and the Mercy Seat





# ENTER HIS PRESENCE

1. The Veil
2. The Ark of the Covenant
3. The Content of the Ark
4. The Mercy seat